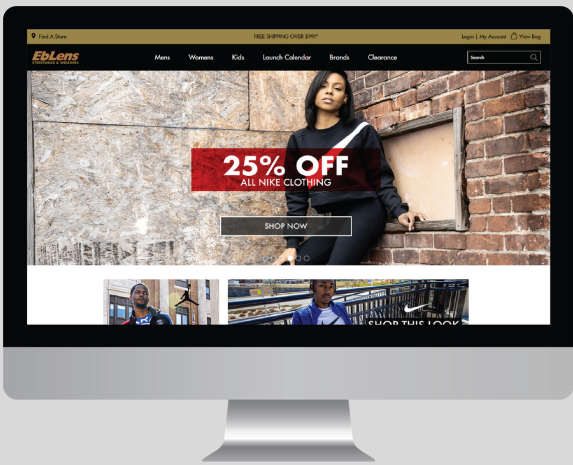


Celerant[®]

VIRTUAL STORE

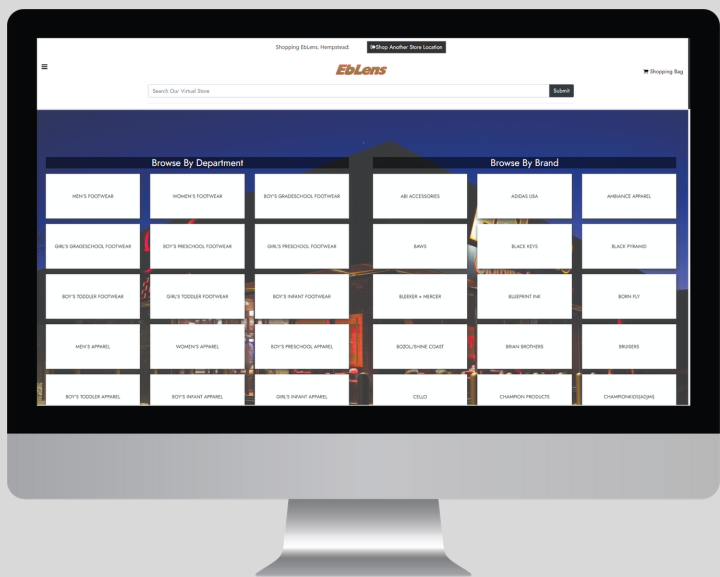
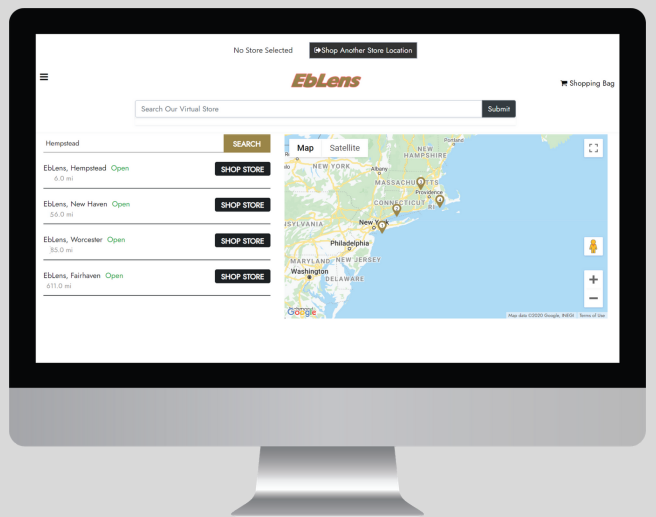


SELECT THE STORE

Customer is then brought to store locator to select the store closest to them, or the store they would like to order from with same day pickup.

ENTER VIRTUAL STORE PORTAL

Customer visits your website and if, based on their IP, they are located near one of your brick & mortar stores, they are presented with an option to shop a virtual store for same day pickup.

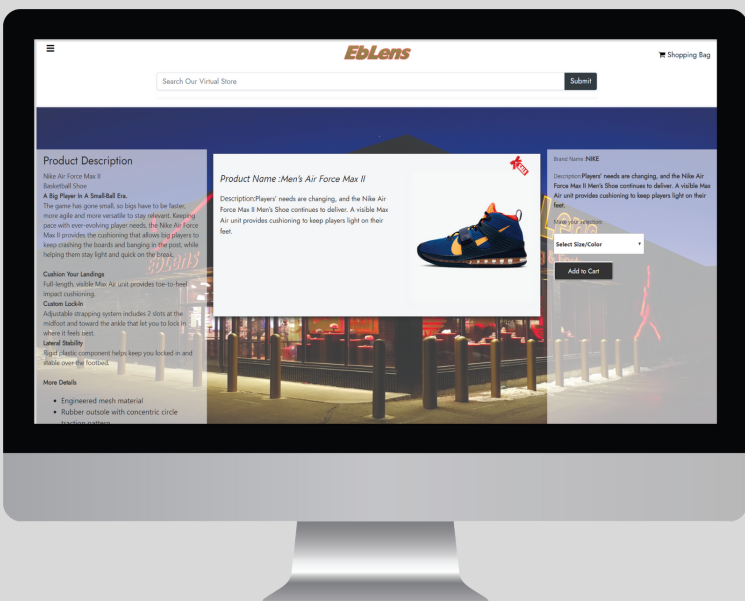
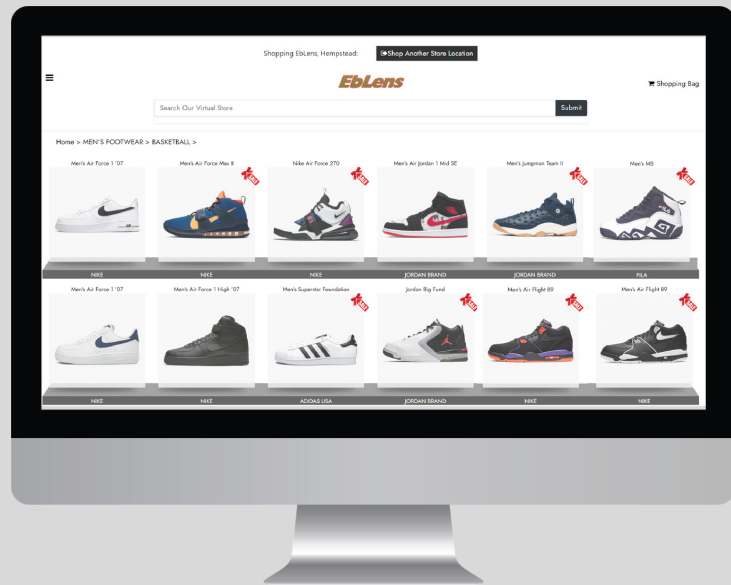


CHOOSE PRODUCT CATEGORY

Once store is selected, the departments, brands, and product categories are loaded from that specific store's point of sale inventory for the customer to browse online, instantly.

BROWSE AVAILABLE PRODUCTS

With the category selected, the customer is presented with a live inventory of the products, sizes and styles available at that specific store. Customer can browse and shop on their own or ask questions and get assistance from a virtual store associate.

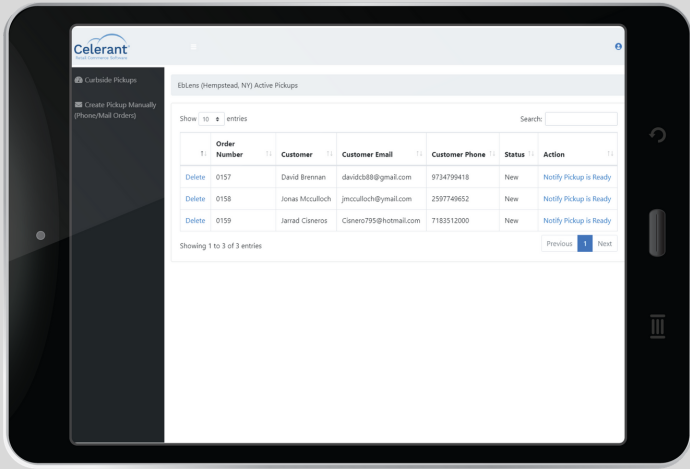
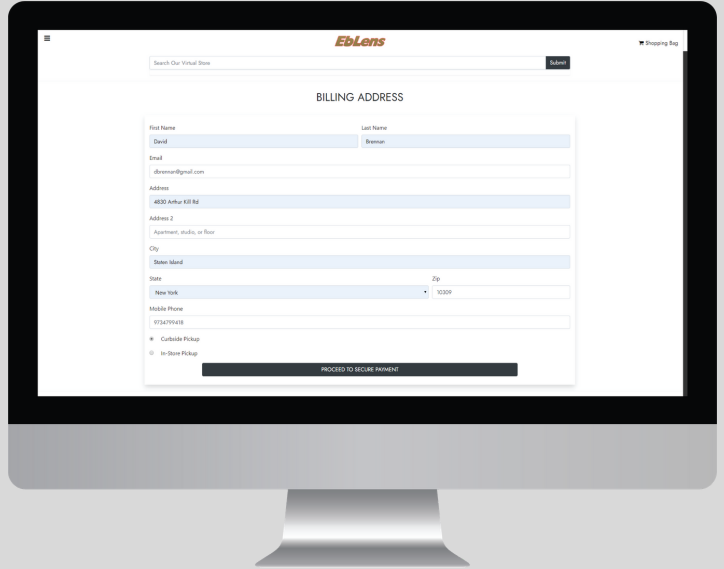


VIEW PRODUCT INFO

Product descriptions and images are loaded from existing eCommerce data, or if you don't have an existing eCommerce website, store associates can upload pictures from a smartphone, directly to the virtual store. Short descriptions, as well as available sizes & styles will be pulled from your point of sale data for the customer's chosen store.

CUSTOMER CHECKOUT

The checkout process supports multiple payment types and automatically calculates the sales tax based on the selected store's location. Your customers can choose from either in-store or curbside pickup.

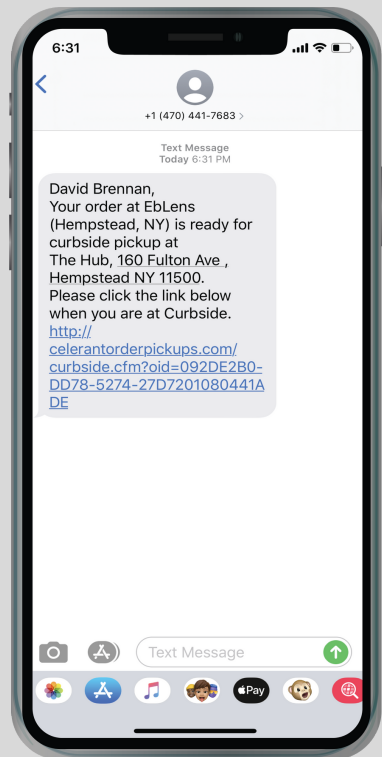


ORDER PROCESSED

The customer's order is then automatically processed and sent to the Celerant curbside pickup application. Your store associates can then prepare the order for pickup and print the receipt.

READY FOR PICKUP

Once order is prepared the store associate marks the order as 'ready for pickup' in the curbside web application. The customer will then automatically receive a text message notifying them their order is ready.



CUSTOMER ARRIVES

Customer then drives to the store's designated pickup location. Once they arrive they click the link they received in the text message, this will notify the store associate that the customer has arrived.

CURBSIDE DROPOFF

The store associate brings the order out to the customer and drops it off in customers back seat or trunk, completing the contactless delivery. Associate then marks the delivery as 'complete' in the Celerant curbside pickup application.

